

## Table of Contents

---

- Welcome
- Suburb Report
- 2018 Reports
- 2017 Reports
- Perth Metro Snapshot
- Schools and Catchments
- Team Genesis

# Welcome

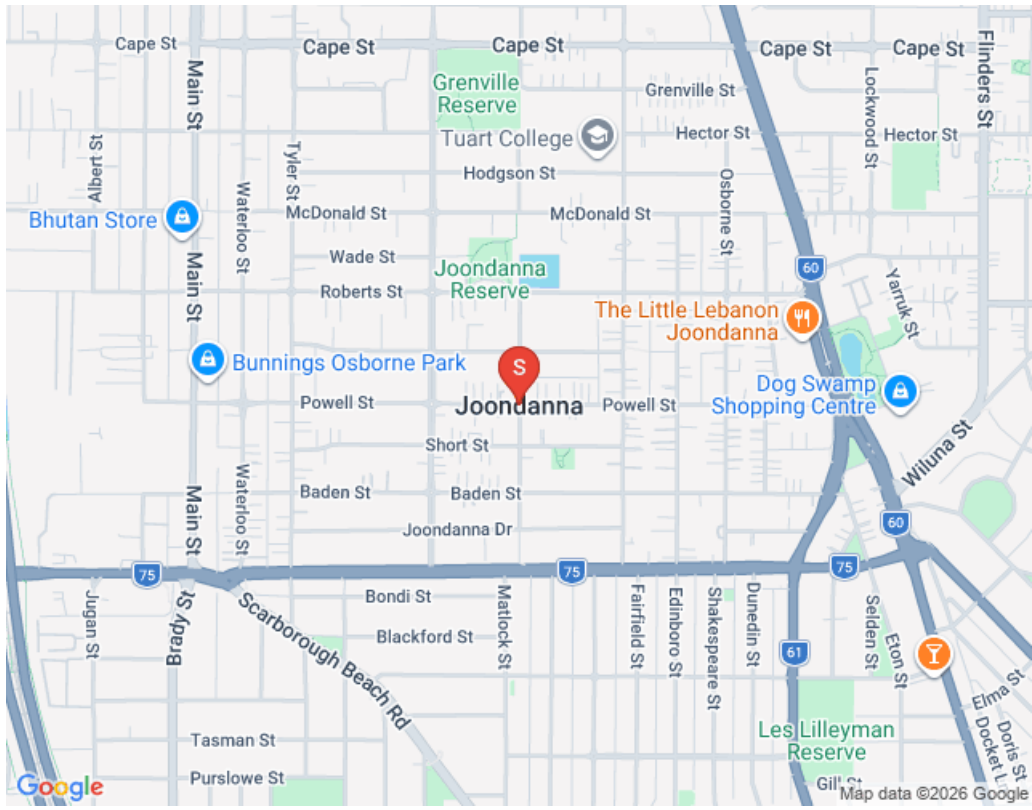
---



## Hello and welcome to our Quarterly Sales Update for Joondanna!

As a local member of the Joondanna community, or if you are thinking of becoming a member in this amazing lifestyle suburb, here is a little bit of information that may come in helpful.

If you have any questions, please contact us anytime. We love to chat about what's happening in the community.





**first  
national**  
REAL ESTATE

Genesis

First National Real Estate Genesis

0439 688 075

08 6246 3160

[jclover@fngenesi.com.au](mailto:jclover@fngenesi.com.au)

Joondanna Quarterly Report

## Suburb Report

---

## JOONDANNA

**4.7km**  
Distance from GPO

**4.9k**  
Population  
 **6.2%**  
5 year population change

**12 years**  
Average length of ownership



The size of Joondanna is approximately 1.5 square kilometres. It has 2 parks covering nearly 0.3% of total area. The population of Joondanna in 2011 was 4,568 people. By 2016 the population was 4,852 showing a population growth of 6.2% in the area during that time. The predominant age group in Joondanna is 30-39 years. Households in Joondanna are primarily childless couples and are likely to be repaying \$1800 - \$2399 per month on mortgage repayments. In general, people in Joondanna work in a professional occupation. In 2011, 53.6% of the homes in Joondanna were owner-occupied compared with 54% in 2016. Currently the median sales price of houses in the area is \$635,000.



Total dwellings



Total new listings\*



Median Value



Total number currently listed



1,456

47

\$591,196

21



1,705

48

\$398,176

44

\*Total number of unique properties listed for sale over the past 12 months.

## WEMBLEY


**4.6km**

Distance from GPO


**11.3k**

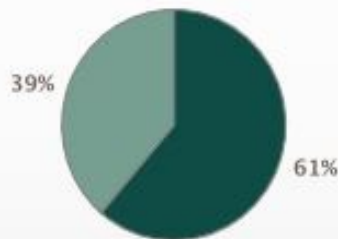
Population

**↑7.3%**

5 year population change


**11 years**

Average length of ownership


 Owner Occupiers
  Renters


The size of Wembley is approximately 4.2 square kilometres. It has 4 parks covering nearly 23.9% of total area. The population of Wembley in 2011 was 10,553 people. By 2016 the population was 11,326 showing a population growth of 7.3% in the area during that time. The predominant age group in Wembley is 30-39 years. Households in Wembley are primarily couples with children and are likely to be repaying over \$4000 per month on mortgage repayments. In general, people in Wembley work in a professional occupation. In 2011, 59.1% of the homes in Wembley were owner-occupied compared with 58.6% in 2016. Currently the median sales price of houses in the area is \$1,008,000.



Total dwellings



Total new listings\*



Median Value



Total number currently listed


**2,836**
**89**
**\$1,017,544**
**17**

**3,054**
**116**
**\$305,763**
**63**

\*Total number of unique properties listed for sale over the past 12 months.

06 July 2018

## 2018 Reports

---

[January - March](#)

[April - June](#)

## 2017 Reports

---

[October - December](#)

[July - September](#)

[April - June](#)

[January - March](#)



**first  
national**  
REAL ESTATE

Genesis

First National Real Estate Genesis

0439 688 075

08 6246 3160

[jclover@fngenesi.com.au](mailto:jclover@fngenesi.com.au)

Joondanna Quarterly Report

## Perth Metro Snapshot

---

# Perth Market Snapshot

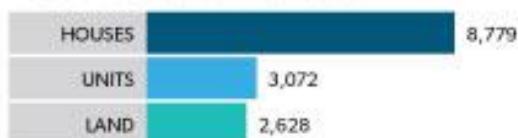
13 March 2018

## PROPERTY SALES<sup>1,2</sup>



Total: 637  
 4 weeks ago: 603  
 Same week last year: 614

## PROPERTIES LISTED FOR SALE<sup>4</sup>



Total: 14,479  
 4 weeks ago: 13,936  
 Same week last year: 14,944

## PROPERTIES LISTED FOR RENT<sup>4</sup>



## PROPERTIES LEASED



Median rent: \$350/week  
 Vacancy rate for 3-months to Jan 2018: 5.3%

Source: reiwa.com

<sup>1</sup> Contract sales reported by REWA members during the reporting week that have a contract date no older than 28 days. <sup>2</sup> Data may change due to sales falling through.

<sup>3</sup> Dwelling sales only. <sup>4</sup> Listed on reiwa.com and other sources. <sup>5</sup> Percentage of properties sold below listing price. <sup>6</sup> Included those achieving or exceeding list price.

## TOP SELLING SUBURBS<sup>2,3</sup>

North of the River	
Scarborough	11
Ellenbrook	9
Mount Lawley	9
Kingsley	8
Bassendean	7

South of the River	
Canning Vale	11
Rivervale	9
Baldivis	7
Como	7
Mount Pleasant	7

## AVG SELLING DAYS - 3 MONTHS TO FEBRUARY

Private treaty	73
Auctions	28

## 3 MONTHS TO FEBRUARY

Seller discounting <sup>5</sup>	48.2%
Average discount	-6.8%
Overall market sentiment <sup>6</sup>	-0.7%

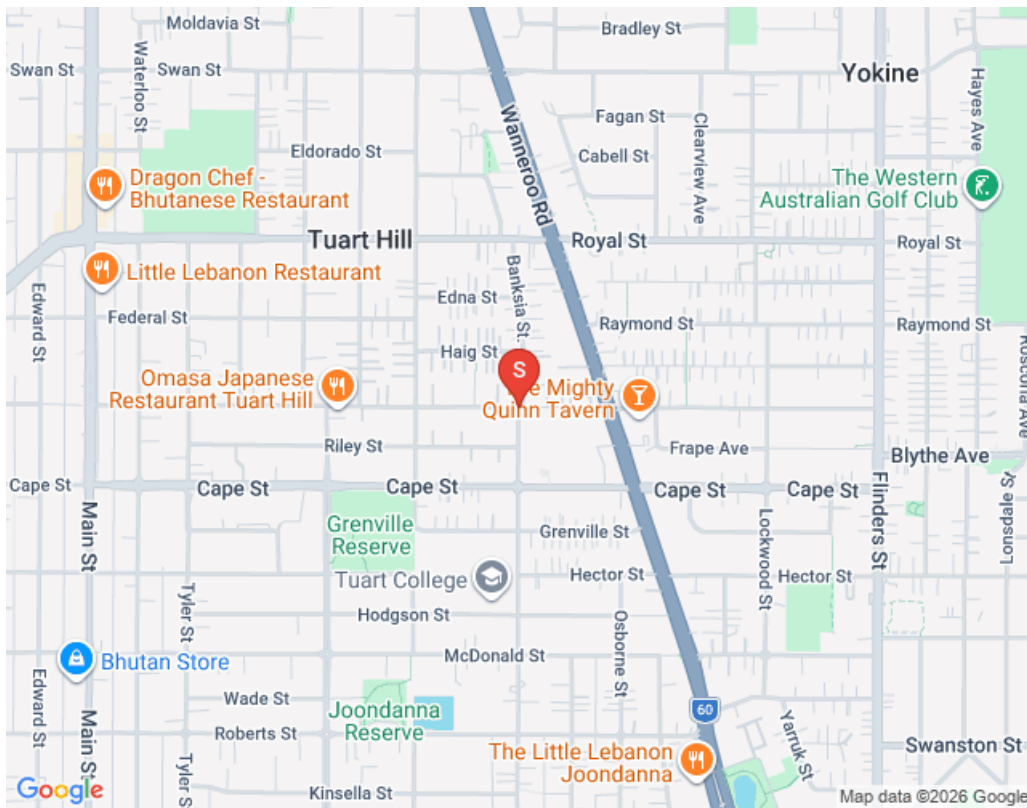


Joondanna Quarterly Report

# Schools and Catchments



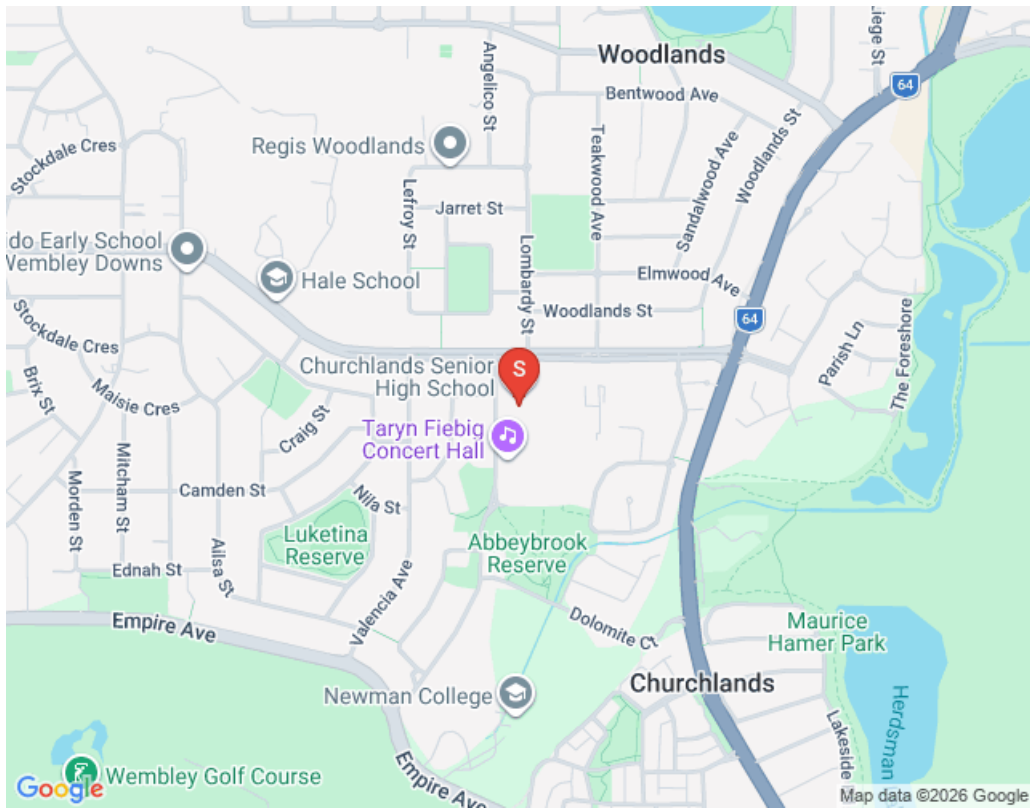
[Click Here to View INTAKE MAP](#)





## CHURCHLANDS SENIOR HIGH SCHOOL

[Click Here to View INTAKE MAP](#)



Joondanna Quarterly Report

# Team Genesis



**Jonathan Clover, Director / Sales Coach / Auctioneer**

Working within his father's real estate agency since the age of 16, Jonathan has done most roles within a real estate office including pushing a mop and broom around, analyzing marketing and property trends, managing client engagement...

"My dad owns a real estate office in Canada, my grandfather started what became the largest agency on Vancouver Island at the time, my uncle runs one of the largest commercial real estate agencies in British Columbia... it's a genetic disorder in our family" Jonathan remarks.

"A lot of people ask me why I am in real estate?" Jonathan says the answer is simple, "Aside from my faith and family there are 3 things that get me up in the morning. I love meeting and helping people, I value our shared community, and I am passionate about property. This is the perfect industry for me!"

The last decade has seen Jonathan progress from a business consultant within the real estate and business broking industry to the WA /NT State Manager of First National Real Estate, Australia's largest group of independent real estate agents. He is now the Director and Sales Coach of his very own First National Real Estate Office.

